



National Marine Manufacturers Association

nmma.org

ECONOMIC SIGNIFICANCE OF RECREATIONAL BOATING IN OHIO

CONGRESSIONAL DISTRICT 4

Number of Recreational Boats*	25,619
Recreational Boating Industry Businesses	49
Total Jobs	2,074
Annual Recreational Boating-Related Spending	\$111.2 MILLION



**TOTAL ANNUAL
ECONOMIC IMPACT
OF RECREATIONAL BOATING:**

\$262.3 MILLION



RECREATIONAL BOATS IN OH-4

TOTAL BOATS* ▶ 25,619

REGISTERED BOATS 25,619

Power boats	21,240
PWCs	3,765
Sailboats	589
Other Boats	25

HOUSEHOLDS PER BOAT 10.8

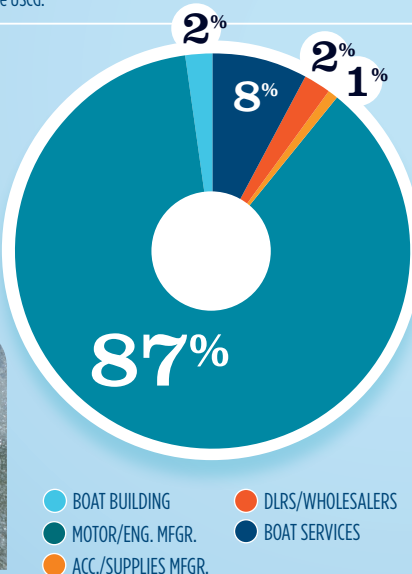


* Total boats are registered boats as reported by states to the USCG.

RECREATIONAL BOATING CREATES JOBS IN OH-4

TOTAL BOATING JOBS ▶ 2,976

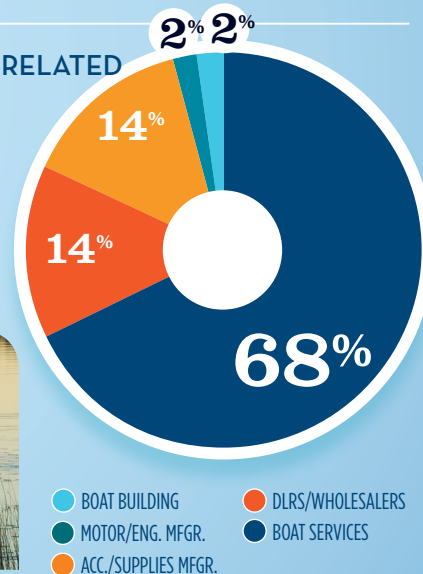
Boat Building	50
Motor / Engine Mfr.	2,592
Accessory / Supplies Mfr.	44
Dealers / Wholesalers	52
Boat Services	238



RECREATIONAL BOATING-RELATED BUSINESSES IN OH-4

TOTAL BUSINESSES ▶ 49

Boat Building	1
Motor / Engine Mfr.	1
Accessory / Supplies Mfr.	7
Dealers / Wholesalers	7
Boat Services	33



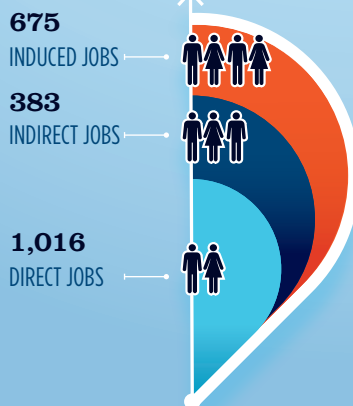
ESTIMATED JOBS IMPACT OF RECREATIONAL BOATING-RELATED SPENDING IN OH-4

EST. TOTAL JOBS ▶ 2,074

MILLIONS

EST. TOTAL LABOR INCOME \$85.7

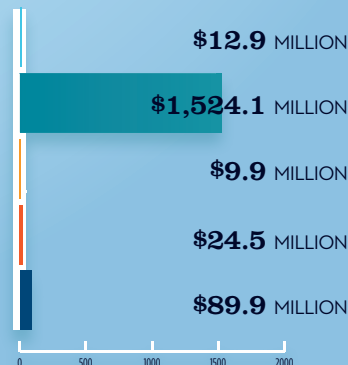
Est. Direct Income	\$34.8
Est. Indirect Income	\$21.4
Est. Induced Income	\$29.5



RECREATIONAL BOATING INDUSTRY SALES IN OH-4

Boat Building	\$12.9
Motor / Engine Mfr.	\$1,524.1
Accessory / Supplies Mfr.	\$9.9
TOTAL MFR. SALES	\$1,546.9

Dealers / Wholesalers	\$24.5
Boat Services	\$89.9
TOTAL RETAIL & SERVICES SALES	\$114.4



Source: NMMA's Center of Knowledge; Recreational Marine Research Center at Michigan State University